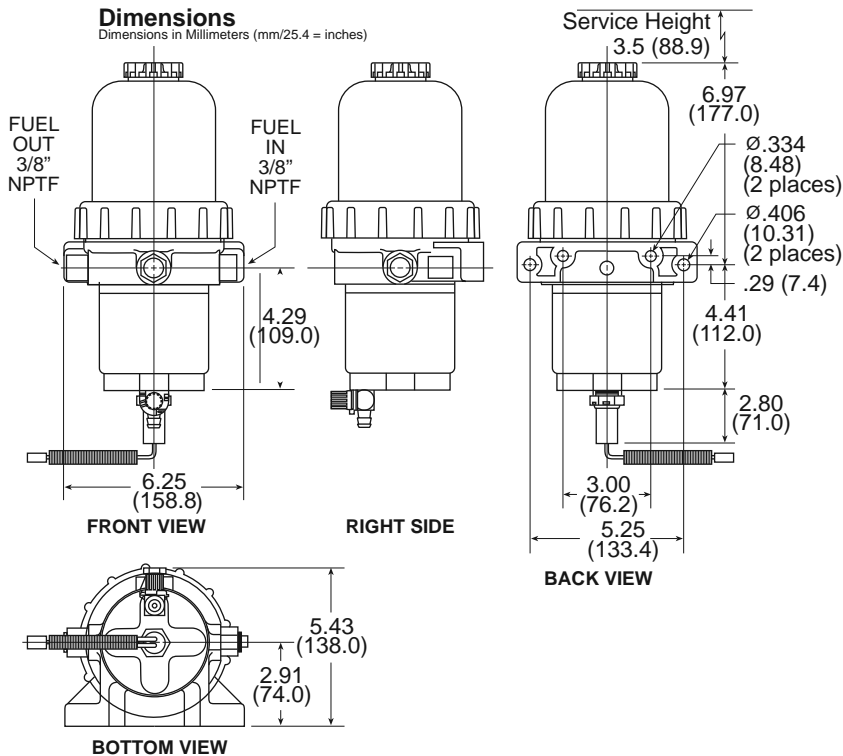
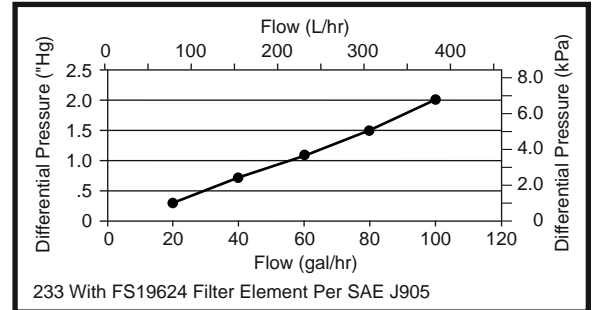


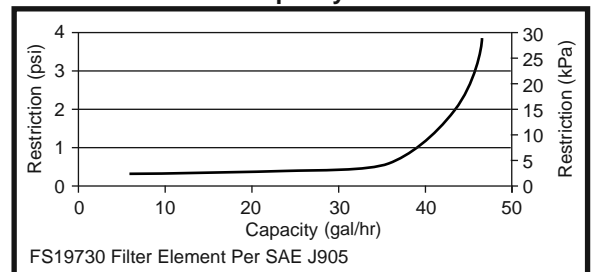
## TECHNICAL BULLETIN



### Restriction vs Flow



### Filter Restriction vs Capacity



## DIESEL PRO 232

- **FUEL FILTER** is a long-life replaceable, element type developed for easy disposal. In an emergency a factory spin-on brand filter may be used.
- **WATER SEPARATOR** traps free, suspended and emulsified water. A quick-acting, high quality drain allows no-mess service. An optional sensitive water sensor signals the operator when service is needed.
- **ELECTRICAL FUEL WARMER** is controlled by a long-life thermostat to heat fuel only when needed. Eliminates wax and ice crystals that clog filters.
- **BUILT IN CHECK VALVE** at the fuel inlet holds prime when changing filters and is protected from freezing by DAVCO's fuel heater.
- **SIMPLE INSTALLATION** using normal mechanic's tools and complete instructions.
- **WARRANTED** for 5 years.

## SPECIFICATIONS

Height Overall	14.0 in (356.6 mm)
Depth Overall	5.90 in (150 mm)
Width, Max	6.25 in (159 mm)
Mount Bracket Centers	5.25 in (133.4 mm)
or Rear Mount Centers	3.0 in (76.2 mm)
Weight (Dry)	4.94 lbs (2.24 kg)
Fuel Capacity (w/o filter)	15.2 oz (0.45 L)
Fuel Connections (Inlet)	3/8 in NPTF Inlet
Fuel Connection (Outlet)	3/8 in NPTF
Max Operation Fuel Flow Rate	60 gph (230 lph)
Recom. Application	Light and Medium Duty Engines
Water Trap Capacity	11.0 fl oz (0.32 L)
Filter Replacement	FS19730
Filter Service Clearance	Min 3.5 in (88.9 mm)
Mounting Bracket	Cast in Head
Electrical Heater	12 Vdc, 150 W, 13 A ± 3 A 24 Vdc, 150 W, 6.5 A ± 2 A 120 Vac, 37 W, 3 A ± .05 A

Fluid Heater Optional