

DIESEL PRO[®] 243 REFRIGERATION

APPLICATIONS

- Any diesel engine used in refrigeration applications with fuel flow rates up to 60 gph

ELIMINATE UNNECESSARY CHANGES & MAINTENANCE

- All-in-one fuel filter, water separator, and fuel heater for medium duty applications
- Clear cover provides instant visual indication of filter life
- **“SEEING IS BELIEVING[®]”**
See when NOT to change the filter
- Extended filter change intervals — same filter can be used in Fuel Pro[®]
- Enhanced fuel system troubleshooting procedures
- Biodiesel compatible to B20

5 MINUTE FILTER CHANGES

- Dry filter changes – Drain fuel below collar and replace
- No fuel spills – Removing standard filters full of fuel can be messy and hazardous
- Check valve eliminates drainback during filter changes
- High flow drain
- Simple priming for easier starts
- Easy removal collar - Use DAVCO wrench or common tool

MODELS & OPTIONS

- Base Model - Unheated
- Electric Pre-heater Options
 - 12 VDC
 - 120 VAC
- Water-In-Fuel (WIF) sensor
- EyeMax[®] Technology

CLEAR COVER

See when NOT to change the filter

SELF-PRIMING PORT

Remove the cap, pour in fuel and restart the engine with clean “filtered” fuel

FILTER ELEMENT

Patented design for extended life and maximum filtration performance

EASY REMOVAL COLLAR

ALUMINUM CONSTRUCTION

Lightweight and corrosion resistant

FUEL IN/OUT PORTS

Both sides of body for improved fuel hose routing



DRAIN VALVE


CHECK VALVE
(inside the body)
Eliminates drainback

PRO-CHEK[®]


- Required for Refrigeration Application
- Eliminates air for ease of restarting after filter change or out of fuel condition




“SEEING IS BELIEVING®”




When new, the fuel level in the filter will be very low with minimal restriction. As the filter is used, contaminants collect on the filter from the bottom up. Fuel rises on the filter indicating remaining filter life.



Fuel level increases in clear cover. As contaminants collect on the filter, the fuel rises to a non-contaminated section of the filter, providing optimal filtration while maintaining lowest restriction.

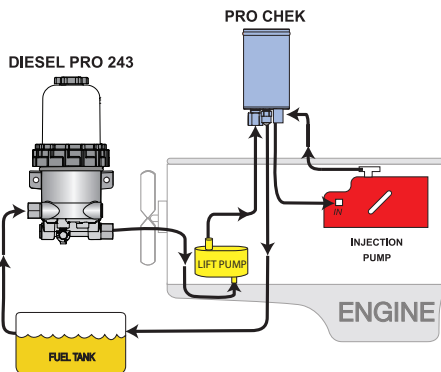


Fuel level at filter wrap level. Even though the fuel level is now more than half of the filter element, the fuel is still flowing through clean media at minimal restriction levels. The filter still has significant life remaining.



The filter element is now completely covered by fuel. At this point, all of the media's surface area is utilized. Restriction is increasing and the filter element should be changed at the next scheduled maintenance interval.

TYPICAL INSTALLATION



HOW IT WORKS

- Fuel from the tank enters the fuel processor body.
- Large contaminants and “free” water are separated and remain in the body.
- Fuel rises into the clear cover area.
- Contaminants and emulsified water are captured by the filter media.
- Fuel level rises to maintain a fuel path through clean filter media (path of least resistance).
- Clean, water free, fuel exits the fuel processor to the engine fuel injection system.

ORDERING INFORMATION

Models and Options

Unheated

Unheated with 12 VDC Pre-heater

Unheated with 24 VDC Pre-heater

Contact DAVCO customer service to obtain the part number for the DAVCO Diesel Pro 243 and Pro-Chek that best fits your application.

Distributed by: _____